

# Brackets

---

## Description

Support brackets are used in cases where it is not possible to reliably mount the junction box onto the surface of a nearby structure (supports, traverses, etc.) of the heated system.

When specifying the bracket, the dimensions of the heated system, its operating parameters and the

types of permissible installation work should be taken into account.

On pp. 112-115 product range of support brackets fully compatible with all types of SST junction boxes is shown.

If you have questions concerning compatibility with other equipment, please contact the nearest office of SST Group.

## Features

- Quick and easy installation, does not require special tools
- Increased structural strength and reliable fastening to the heated surface
- Resistance to vibration and alternating stresses
- High accuracy of surface interface
- Optimum size and weight
- Versatility and compatibility with all standard sizes of JB junction boxes

## Approvals

This product is exempt from mandatory certification

---

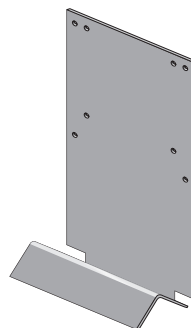
## Bracket PB

Intended for mounting onto small-diameter pipelines (up to 54 mm).

Compatible with JB2221-223-2XXX, JB2221-333-2XXX box models not supplied with UVK pipe installation support (MOIC cables boxes excluded).

Dimensions L×W×H, mm	Weight, kg/pc.	Mount
331×158×39	0,73	Two straps PFS*

Material – galvanized steel.



PB

## Types

Name	Order code
Bracket PB	7090101000

\* To be ordered separately

### Bracket PL.JB 0606-10

Intended for mounting onto pipelines with thermal insulation up to 100 mm thick.

Compatible with JB2221-223-2XXX, JB2221-333-2XXX box models not supplied with UVK pipe installation support, thermostat exTHERM-AT.

The equipment is mounted horizontally.

Dimensions L×W×H, mm	Weight, kg/pc.	Mount
158×158×103	0.54	Two straps PFS <sup>°</sup> . Fasteners included in the bracket kit.

Material – galvanized steel.

#### Types

Name	Order code
Bracket PL.JB 0606-10	7090101001



PL.JB 0606-10

### Bracket PL.JB 0606-20

Intended for mounting onto pipelines with thermal insulation up to 150 mm thick.

Compatible with JB2221-223-2XXX, JB2221-333-2XXX box models not supplied with UVK pipe installation support, thermostat exTHERM-AT.

The equipment is mounted vertically.

Dimensions L×W×H, mm	Weight, kg/pc.	Mount
299×160×40	1.09	Two straps PFS <sup>°</sup> . Fasteners included in the bracket kit.

Material: plate – galvanized steel, channel – steel.

#### Types

Name	Order code
Bracket PL.JB 0606-20	7090101002



PL.JB 0606-20

### Bracket KP1

Intended for mounting onto large diameter pipelines and tanks with thermal insulation up to 120 mm thick.

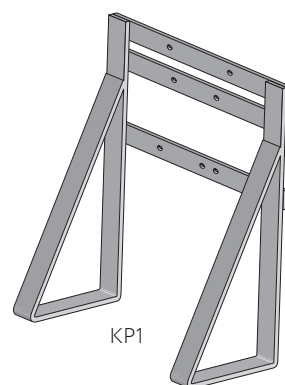
Compatible with JB2221-223-2XXX, JB2221-333-2XXX box models not supplied with UVK pipe installation support (JB2221-333-2(X)22 excluded).

Dimensions L×W×H, mm	Weight, kg/pc.	Mount
304×300×115	1.8	Weld

Material – steel.

#### Types

Name	Order code
Bracket KP1	7090101003



KP1

<sup>°</sup> To be ordered separately

# Brackets

## Bracket KP3

Intended for mounting onto adjacent metal structures, large diameter pipelines and tanks with thermal insulation up to 120 mm thick.


Compatible with JB2221-223-2XXX, JB2221-333-2XXX box models not supplied with UVK pipe installation support.

Dimensions L×W×H, mm	Weight, kg/pc.	Mount
152×158×128	0.6	Weld

Material – steel.

### Types

Name	Order code
Bracket KP3	7090101004



## Bracket KP101

Intended for fastening the fastening tape to the heated surface. Mounted by welding to the heated surface.

Material – steel.

### Types

Name	Order code
Bracket KP101	7090101005



## Adapter bracket KP 102

Intended for mounting the support stand UVK onto small diameter pipelines (less than 32 mm).

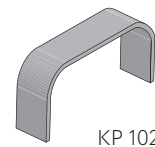
Mounted onto the lower part of the support. One support requires one bracket kit KP 102 and KP 102-01.

Designation	Dimensions L×W×H, mm	Weight, kg/pc.
KP 102	39×18×15	0.0338
KP 102-01	39×22×15	0.0386

Material – steel.

### Types

Name	Order code
Adapter bracket KP 102	7090101006
Adapter bracket KP 102-01	7090101007



### Bracket K.JB10.YYY×ZZZ

Intended for mounting onto pipelines with longline electric heating system.

Compatible with JB2221-544-21(60-65) boxes. Boxes are bolted to the plate PL.JB 1007-01.

Dimensions L×W×H, mm	Weight, kg/pc.	Mount
299×160×40	1.09	Belt clamp, bolt tightening. Fasteners included in the bracket kit.

Material: channel – steel.

#### Ordering Information

Bracket K.JB10.YYY×ZZZ  
(YYY – pipe diameter in mm, ZZZ – model).

#### Product Range

YYY	ZZZ	Order code	YYY	ZZZ	Order code
057	050	7090101100	308	000	7090101124
057	064	7090101101	314	000	7090101125
057	090	7090101102	315	000	7090101126
057	100	7090101103	325	050	7090101127
089	070	7090101104	325	100	7090101128
089	100	7090101105	331	100	7090101129
108	050	7090101106	334	000	7090101130
108	060	7090101107	348	000	7090101131
108	100	7090101108	355	000	7090101132
114	060	7090101109	355	100	7090101133
114	070	7090101110	400	000	7090101134
134	000	7090101111	419	000	7090101135
159	050	7090101112	422	000	7090101136
159	100	7090101113	426	080	7090101137
168	090	7090101114	450	000	7090101138
219	050	7090101115	500	000	7090101139
219	100	7090101116	556	000	7090101140
219	120	7090101117	556	150	7090101141
234	000	7090101118	560	000	7090101142
273	000	7090101119	573	000	7090101143
273	075	7090101120	630	100	7090101144
273	100	7090101121	720	090	7090101145
280	000	7090101122	1020	110	7090101146
280	100	7090101123	1220	000	7090101147



K.JB10.YYY×ZZZ

### Plate PL.JB 1007

Intended for mounting onto pipelines with longline electric heating system.

Compatible with JB2221-544-21(60-65) boxes. Mod. 01 for securing JB junction boxes to the bracket K.JB10.YYY×ZZZ. Mod. 02 for securing JB boxes is mounted onto the heated pipeline with two PFS straps.

Designation	Dimensions L×W×H, mm	Weight, kg/pc.
PL.JB 1007-01	330×255×1.5	1.0
PL.JB 1007-02	300×255×1.5	0.76

Material – galvanized steel.

#### Types

Name	Order code
Plate PL.JB 1007-01	7090101200
Plate PL.JB 1007-02	7090101201



PL.JB 1007-01



PL.JB 1007-02